

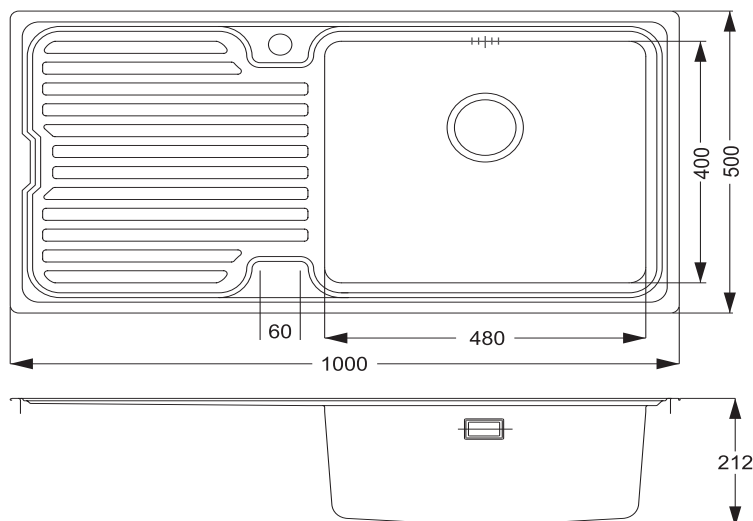
EM02RH

Rhombus Deep Large
Single Bowl and Drainer
Inset Steel Sink



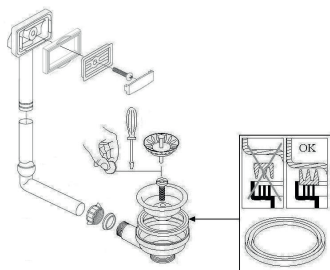
Features

- Lifetime Warranty. T&C's Apply
- UKCA & CE Approved.
- 1000mm x 500mm overall size, 212mm "DEEP" main bowl
- RH drainer available
- SS304 (0.8mm) steel
- Supplied complete with waste, hygienic overflow and fitting clips
- Minimum cabinet width required 600mm
- Waste disposal compatible
- Hot water tap compatible



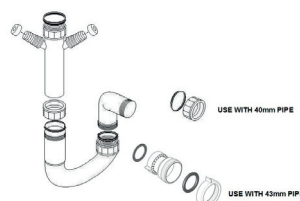
Compatible Waste Kit

UKH009



Compatible Plumbing Kits

UKH039



UKH060

